
















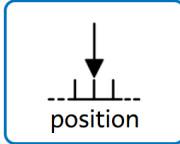



Early Years – Spring Term 1

It started with a...

Glossary of Key vocabulary



As part of our learning experience this half term, we will be focussing on learning, understanding and using the following key vocabulary. Some of these words we may have come across before, so this is an opportunity for us to revisit and consolidate our prior learning and some will be new, to further develop our subject specific vocabulary. This glossary will help you to support the children at home when they are talking about their learning.

<p><u>Communication and Language</u></p> <div>  listening  talking  in  sentences  retelling </div>	<p><u>Personal, Social and Emotional Development</u></p> <div>  feelings  resilience  understanding  (empathy) </div>	<p><u>Physical Development</u></p> <div>  throw  catch  aim </div>
<p><u>Words to sprinkle throughout the term:</u></p> <p>Navigate means to find your way from one place to another.</p> <p>Position means where something is.</p> <p>A habitat is the place where an animal or plant lives.</p> <p>A shield is something that protects you.</p> <p>Frightening means something that makes you feel scared.</p>	<div>  navigate  position </div> <div>  habitat  shield  frightening </div>	