


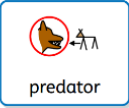

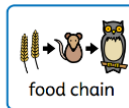





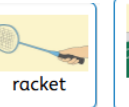


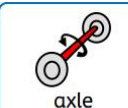




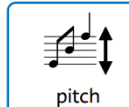
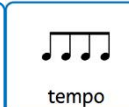


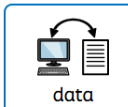
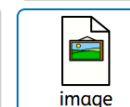
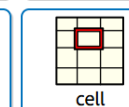

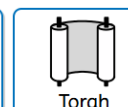




Year 2 Spring Term 1

Learning Experience Key vocabulary



As part of our learning experience this half term, we will be focussing on learning, understanding and using the following key vocabulary. Some of these words we may have come across before, so this is an opportunity for us to revisit and consolidate our prior learning and some will be new, to further develop our subject specific vocabulary. If you have any questions about the vocabulary, please do not hesitate to speak to your child's class teacher.

<p style="text-align: center;"><u>Science</u></p> <div style="display: flex; justify-content: space-around;">     </div> <p>Habitat – a place where an animal lives. Predator – an animal that eats other animals. Prey – an animal that is eaten by other animals. Food chain – a series of living things that are consumed by each other.</p>	<p style="text-align: center;"><u>PE</u></p> <p><u>Dance</u></p> <div style="display: flex; justify-content: space-around;">     </div> <p>Movement – the way you move your body. Dance phrase – putting movements together. Unison – doing a movement all together. Performance – showing your dance to an audience.</p> <p><u>Badminton</u></p> <div style="display: flex; justify-content: space-around;">     </div> <p>Shuttlecock – an item that is hit over the net in badminton. Racquet – an item used to hit in badminton. Serve – the action to begin the game. Aim – hitting the shuttlecock in the direction you want it to go in.</p>	<p style="text-align: center;"><u>Design & Technology</u></p> <div style="display: flex; justify-content: space-around;">     </div> <p>Assemble – to put the parts together. Free moving – can move by itself without touching anything. Axle – a rod through the middle of a wheel. Chassis – the body of the car.</p>
<p><u>Music</u></p> <div style="display: flex; justify-content: space-around;">     </div> <p>Composition – a piece of music. Pitch – how high or low a sound is. Tempo – how fast music is. Dynamics – how quiet or loud a sound is.</p>	<p style="text-align: center;"><u>Computing</u></p> <div style="display: flex; justify-content: space-around;">     </div> <p>Spreadsheet – a form to keep information. Data – information that has been collected. Image – a picture. Cell – a small box on a spreadsheet.</p>	<p style="text-align: center;"><u>RE</u></p> <div style="display: flex; justify-content: space-around;">     </div> <p>Bible – the Christian holy book. Torah – the Jewish holy book. Christian – A person who believes Jesus is the son of God. Jewish – A person who believes in God.</p>

