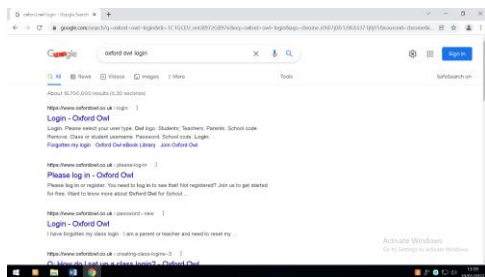
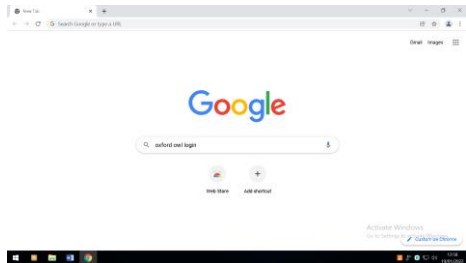
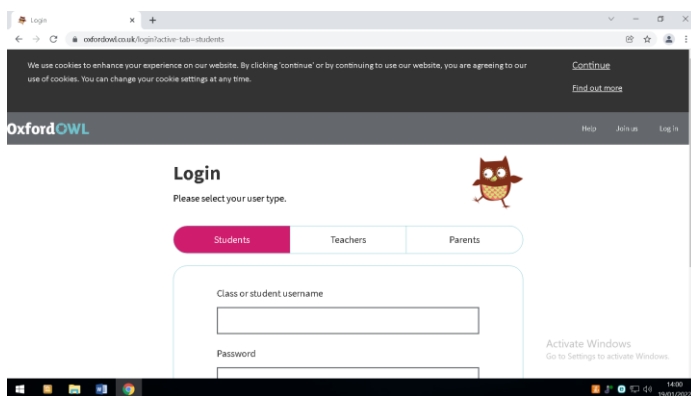


Parent guide to using oxford owl

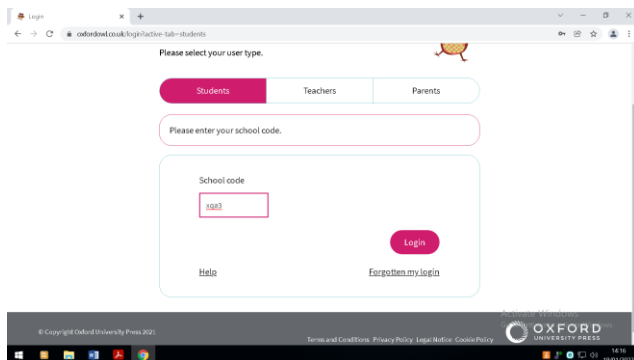
Logging in at www.oxfordowl.co.uk



Before entering any details, please ensure the **students** tab is selected



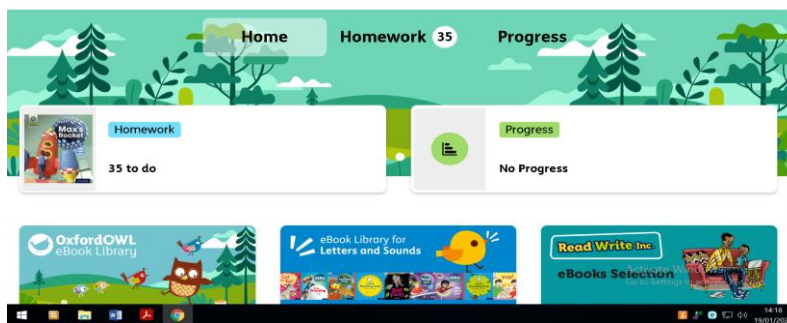
Type in the username and password from the login card you have been given.



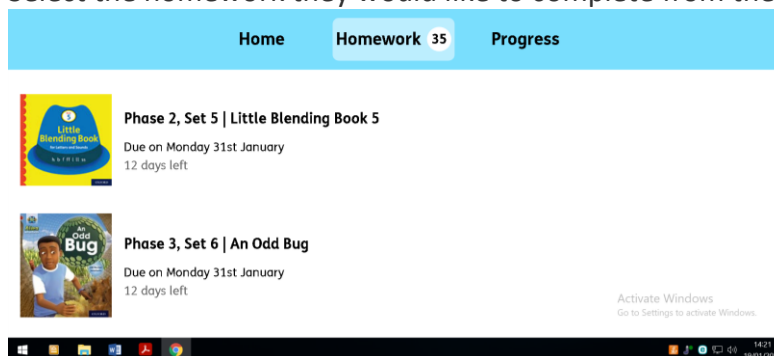
To access eBooks:

Please note, Oxford Owl has a range of free eBooks from other reading schemes which do not align with how we teach phonics using Essential Letters and Sounds. In order to support children's early reading development and avoid any confusion, please only select eBooks that have been allocated in the homework section.

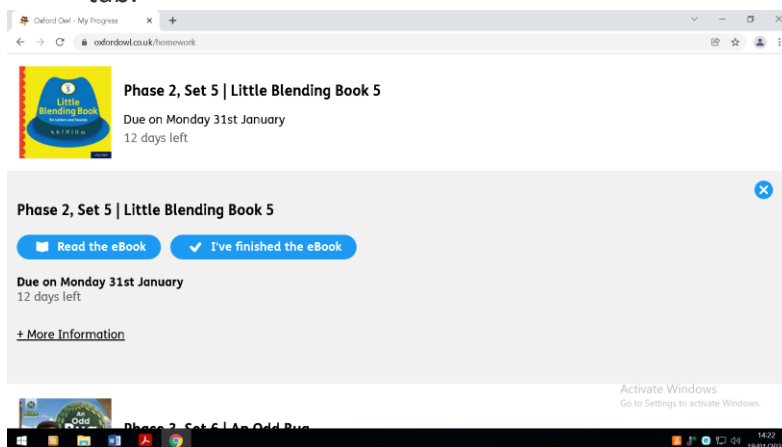
1. Click the **Homework** tab to view a list of all the homework they have been set by their teacher.



2. Select the homework they would like to complete from the drop down list.



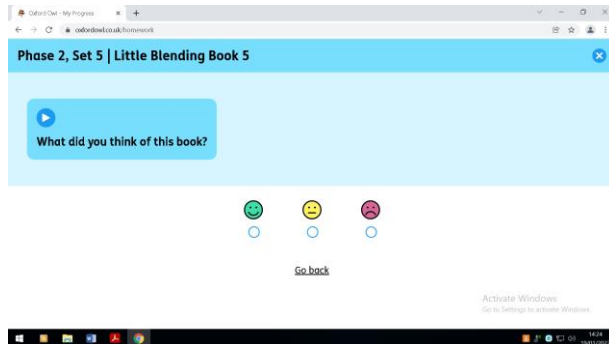
3. Make a note of any additional instructions their teacher may have given them.
4. Click the **Read the eBook** or **Open activity** button to open the homework in a new tab.



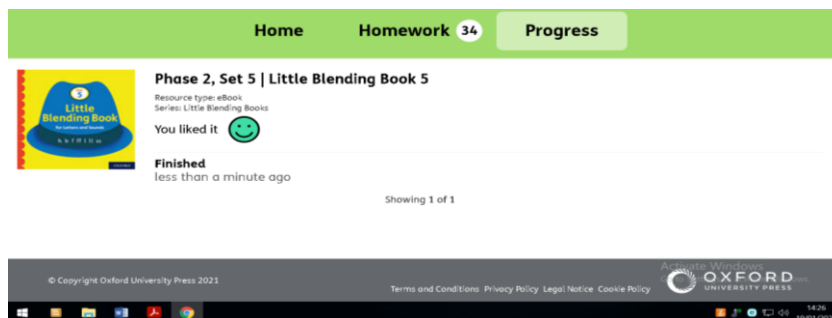
5. Complete the eBook or activity as instructed. Once complete, close the tab and return to the homework list.
6. To best support us in teaching your child how to read we ask that you read each eBook **4 times**. It is a key part of learning to read that children re-read words and

sentences that they can decode (sound out) until they are fluent (read with ease and precision). By reading texts several times children have the greatest opportunity to achieve this fluency. In order to ensure you can read the book again, please only close the tab at this point.

7. After reading it the 4th time, you can then click the **I've finished the eBook** link next to the **Read the eBook** button which will allow them to rate the eBook using the faces provided.



8. Navigate to the **Progress** area of Oxford Owl by clicking the **Go to progress** button that will appear once your child has rated the eBook.



Once these steps are completed your child will see that the homework has been added to their progress list and it will have been removed from their homework list.

If you have any questions, please do not hesitate to contact your child's class teacher.