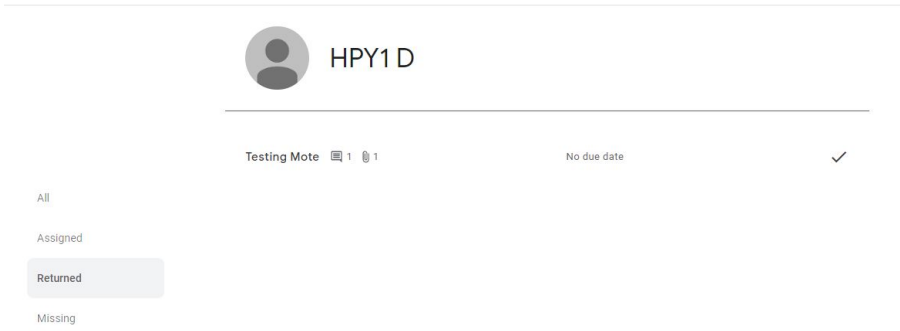


How to listen to MOTE verbal feedback

To find your feedback go to your classroom, click classwork, view your work and then select returned.

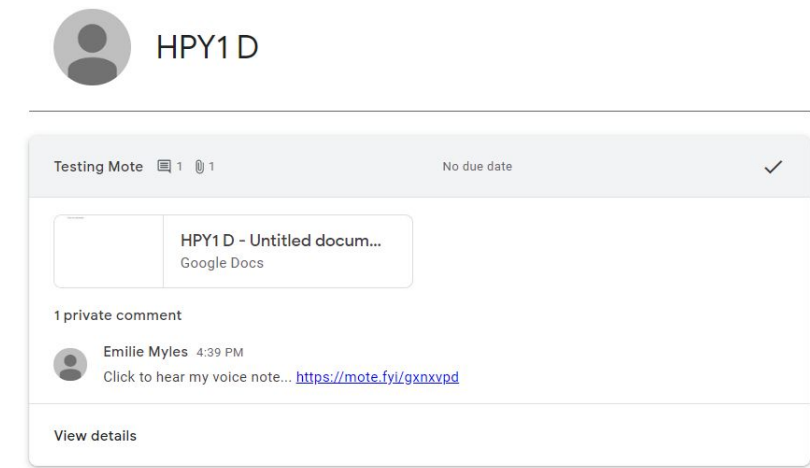


This will then show you any work that has been returned by your teacher with feedback.

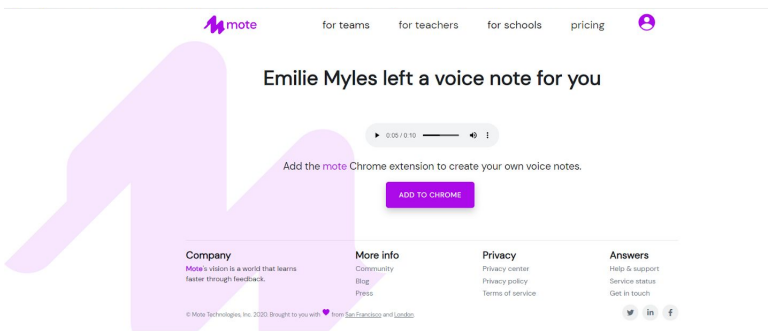
Click on the piece of work you want to view.

It will then show private comments and in it there will be the mote.

If you have not downloaded the mote extension, it will look like this.



There will be a link which will open a new tab. This will then allow you to play the message. It also explains how to download the extension.



If you do choose to download the mote extension, it will look like this. You can then click the play button to listen to the message, without having to open a new tab.

