



Phonics screening Check



A guide for parents and carers.

What is the phonics screening check?

The phonics screening check is a quick and easy check of your child's phonic knowledge. The phonics screening check was introduced in 2012 to all Year 1 pupils in the country. It is a short, statutory assessment to ensure that children are making sufficient progress in the phonics skills to read words and are on track to become fluent readers who can enjoy reading for pleasure and for learning.

When will the phonics screening take place?

In 2024, the check window is from Monday 10th June to Friday 14th June. We will be using a quiet space in school that the children are familiar with.





How does the check work?

Your child will sit with a familiar adult e.g their class teacher and will be asked to read 40 words aloud. The test normally takes a few minutes. The check is carefully designed, not to be stressful for your child and the children have already had experience of doing this throughout the school year.

The check consists of a list of 40 words, half real words and half nonsense words, the nonsense words will be shown to your child with a picture of an alien. This not only makes the check a bit more fun, but also provides the children with a context for the nonsense word, which is independent from any existing vocabulary they may have.

Why Pseudo Words/non- words / nonsense words / alien words?

Non-words are important to include as they cannot be read from memory; they have to use their decoding skills. This is a fair way to assess all children's ability to decode.

Real words	Nonsense words
in	ot 
at	vap 
beg	osk 
sum	ect 

After the check.

We will inform you on your child's progress towards the end of the Summer term with their end of year school report. If your child found the test challenging we will inform you of what support we have put in place to help them improve and what you can do at home to help them as well.

Children who have not met the standard will retake the check when they are in Year 2.

All children are individuals and all develop at different rates. The screening check ensures that teachers understand which children need extra help with phonic decoding.


What we have been doing in school?

In school, we are continually checking your children's phonic development within our approach to reading and through our daily phonics lessons following our Essential Letters and Sounds phonics scheme. This screening forms part of our overall assessment procedure in line with statutory guidance.

How can you help your child?

There are a number of things that parents can do to support early reading skill development.

- Let your child see you enjoying reading yourself – they are influenced by you and what you value! Immerse your child in a love of reading: share books and magazines with your child, take them to the library to choose books, read to them regularly, point out texts around you, e.g. in the street etc.
- Make time for your child to read their coloured reading book to you each day – encourage them by pointing to the words and ask them about the story they are reading.
- Use the phonics resources sent home from school e.g the QR codes.
- Use phonics play www.phonicsplay.co.uk This is a website, which is packed with free interactive phonics games to help children to learn to hear sounds and blend sounds.
- Practise sounding out words using our robot arms and blending hands.
- Practise using sound buttons to help them see the sounds within words and decode. Please see video on Google Classroom for further advice of how to use sound buttons. We use a dot under any single sounds, a line under any digraphs and a curved line for split digraphs. See example below as well as the video which will be added to Google Classroom.



If you have any further questions, please do not hesitate to come and speak to one of the Year 1 teachers.

Thank you for your continued support.